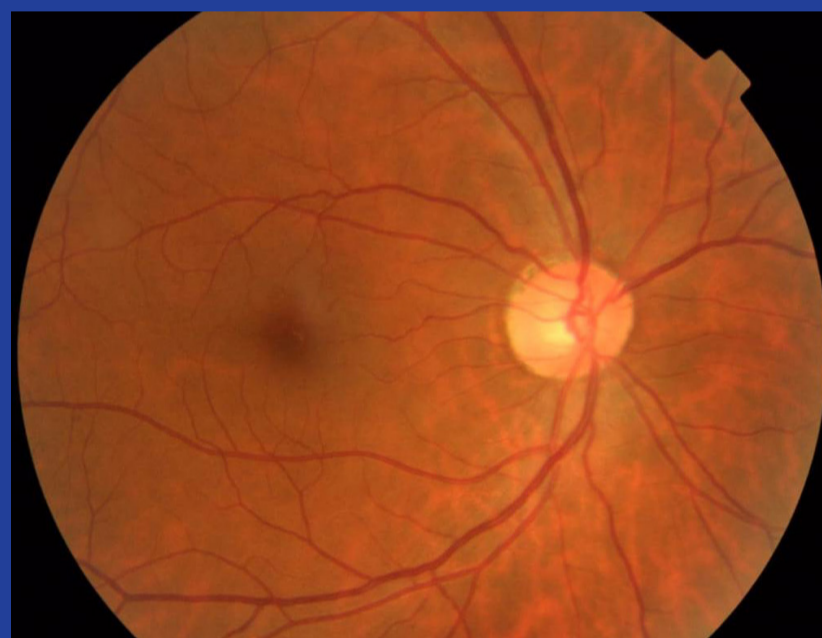


# SCREENING FOR DIABETIC RETINOPATHY

## What was found in your eyes

1



**Normal retina**  
No change in retina  
*Keep diabetes under control & repeat examination every year*

2



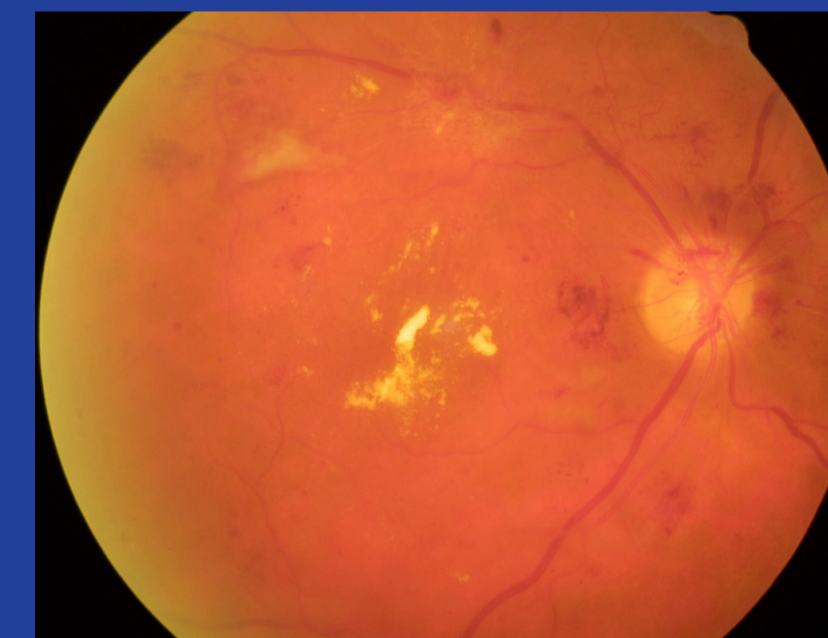
**Mild diabetic retinopathy**  
Non-vision threatening changes in retina  
*Repeat examination once in six months*

3



**Moderate diabetic retinopathy**  
Vision threatening changes in retina  
*Refer to higher centre for further investigations/ treatment*

4



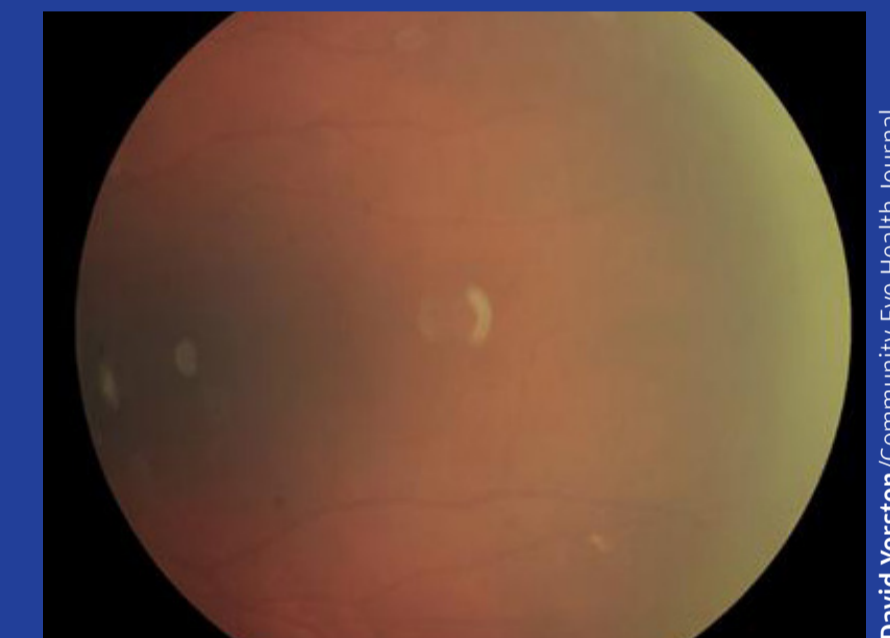
**Severe Non Proliferative diabetic retinopathy**  
Vision impairment due to diabetes  
*Refer to higher centre for urgent treatment*

5



**Proliferative diabetic retinopathy**  
Severe vision loss  
*Refer to higher centre for urgent treatment*

6



**Bad image**  
*Screen again. Refer to higher centre for management*



PUBLIC HEALTH FOUNDATION OF INDIA

LONDON SCHOOL of HYGIENE & TROPICAL MEDICINE



  
THE QUEEN ELIZABETH DIAMOND JUBILEE TRUST